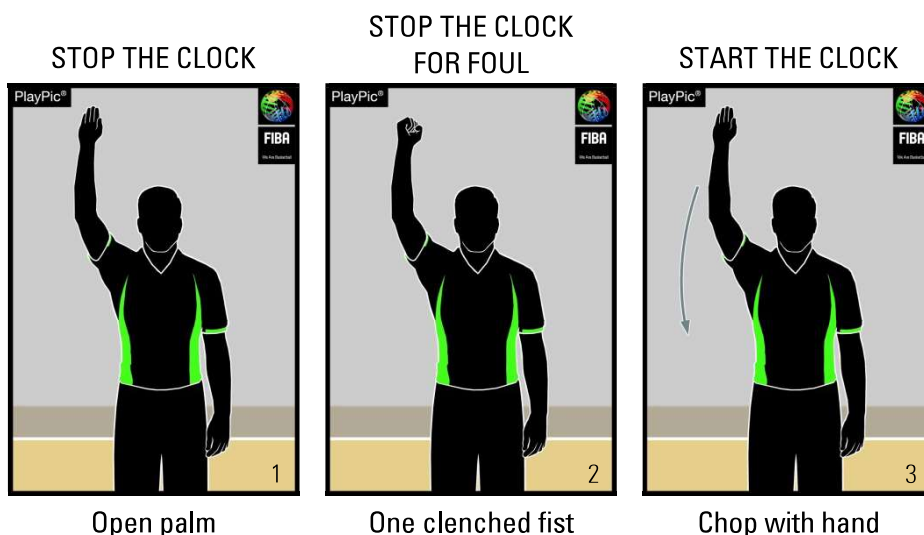


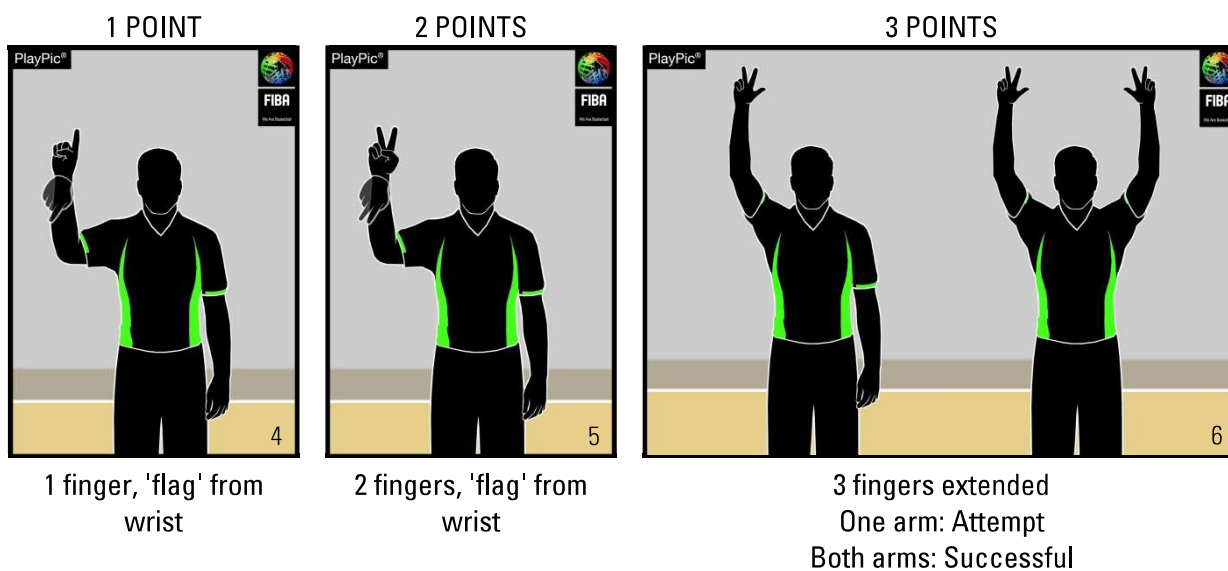
A – REFEREES’ SIGNALS

- A.1 The hand signals illustrated in these rules are the only valid referees’ signals.
- A.2 While reporting to the scorer’s table it is strongly recommended to verbally support the communication (in international games in the English language).
- A.3 It is important that the table officials are familiar with these signals.




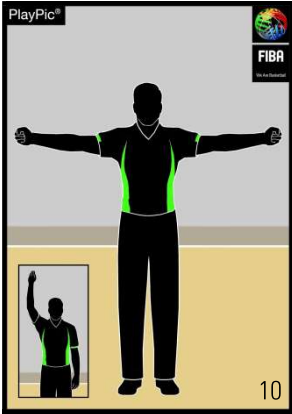
Game clock signals



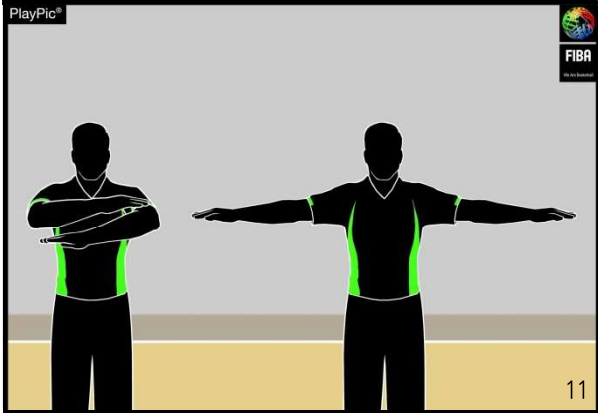
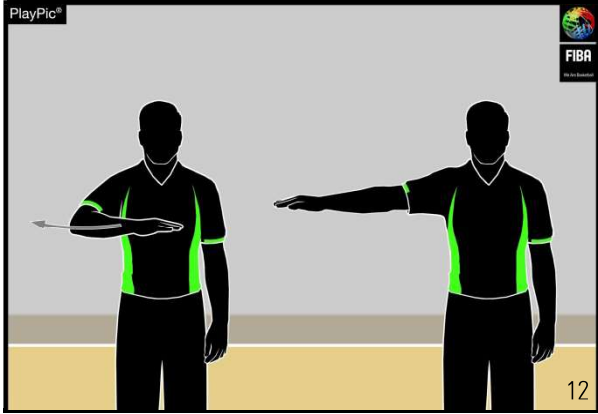
Scoring



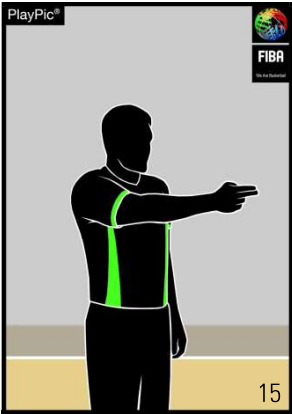
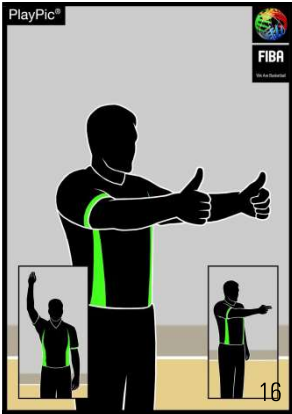


Substitution and Time-out

<p>SUBSTITUTION</p>  <p>7</p> <p>Cross forearms</p>	<p>BECKONING-IN</p>  <p>8</p> <p>Open palm, wave towards the body</p>	<p>CHARGED TIME-OUT</p>  <p>9</p> <p>Form T, show index finger</p>	<p>MEDIA TIME-OUT</p>  <p>10</p> <p>Open arms with clenched fists</p>
---	---	---	---

Informative

<p>CANCEL SCORE, CANCEL PLAY</p>  <p>11</p> <p>Scissor-like action with arms, once across chest</p>	<p>VISIBLE COUNT</p>  <p>12</p> <p>Counting while moving the palm</p>
--	---

<p>COMMUNICATION</p>  <p>13</p> <p>Thumb up</p>	<p>SHOT CLOCK RESET</p>  <p>14</p> <p>Rotate hand, extend index finger</p>	<p>DIRECTION OF PLAY AND/OR OUT-OF-BOUNDS</p>  <p>15</p> <p>Point in direction of play, arm parallel to sidelines</p>	<p>HELD BALL/JUMP BALL SITUATION</p>  <p>16</p> <p>Thumbs up, then point in direction of play using the alternating possession arrow</p>
---	--	--	--

Violations

TRAVELLING



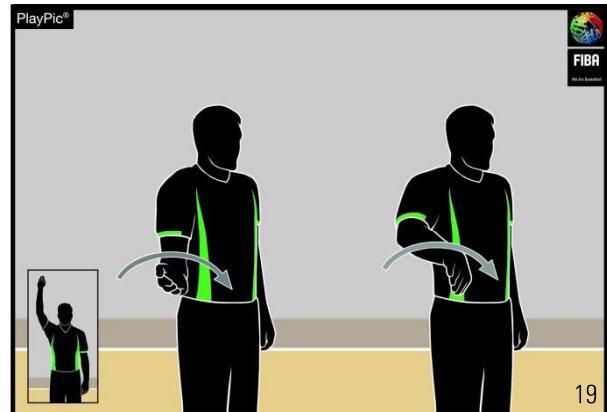
Rotate fists

ILLEGAL DRIBBLE: DOUBLE DRIBBLING



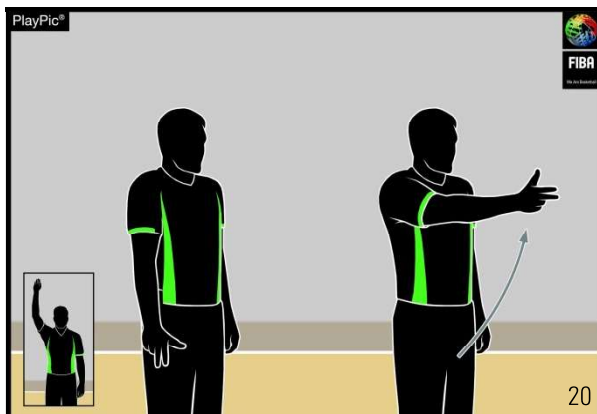
Patting motion with palm

ILLEGAL DRIBBLE: CARRYING THE BALL



Half rotation with palm

3 SECONDS



Arm extended,
show 3 fingers

5 SECONDS



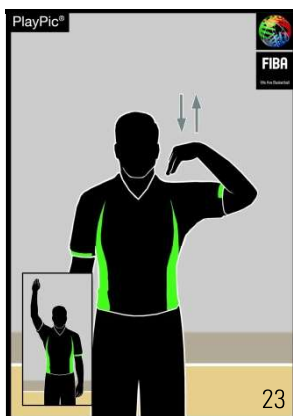
Show 5 fingers

8 SECONDS



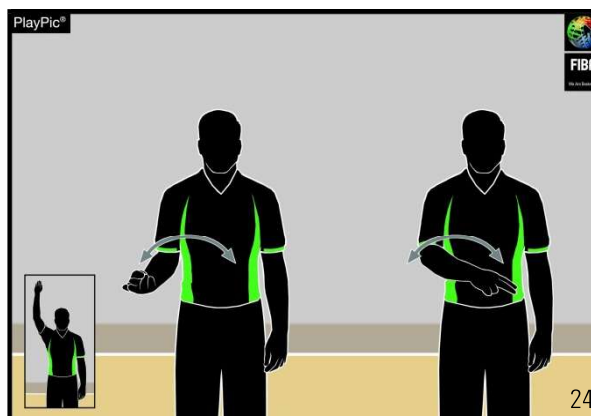
Show 8 fingers

24 SECONDS



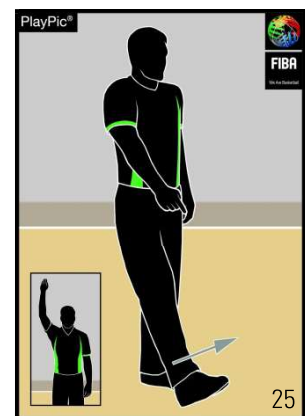
Fingers touch shoulder

BALL RETURNED TO BACKCOURT



Wave arm front of body

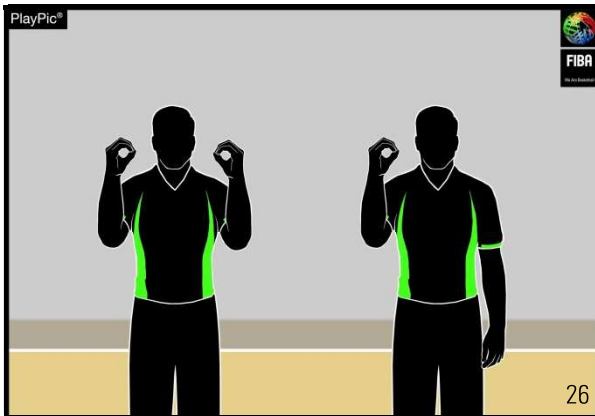
DELIBERATE KICK OR BLOCK OF THE BALL



Point to the foot

Number of Players

No. 00 and 0



Both hands show
number 0

Right hand shows
number 0

No. 1 - 5



Right hand shows
number 1 to 5

No. 6 - 10



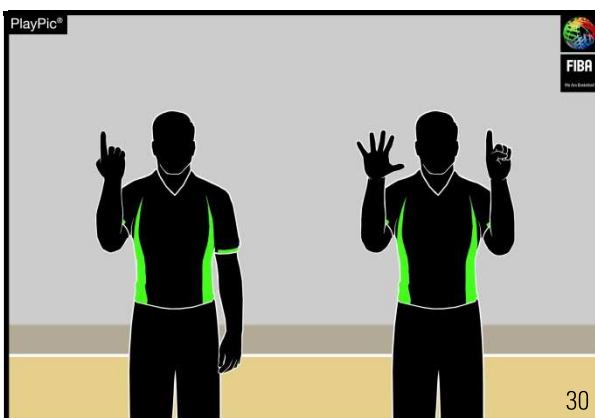
Right hand shows
number 5,
left hand shows
number 1 to 5

No. 11 - 15



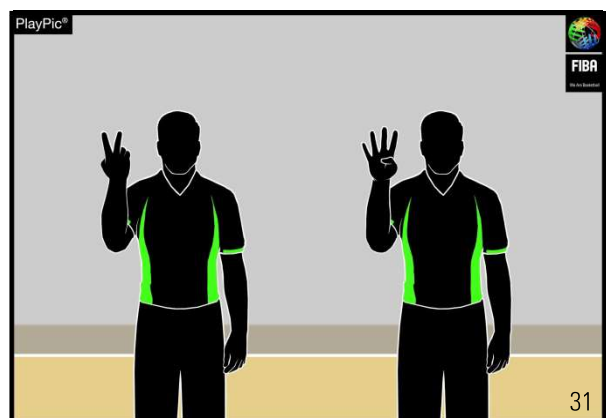
Right hand shows
clenched fist,
left hand shows
number 1 to 5

No. 16



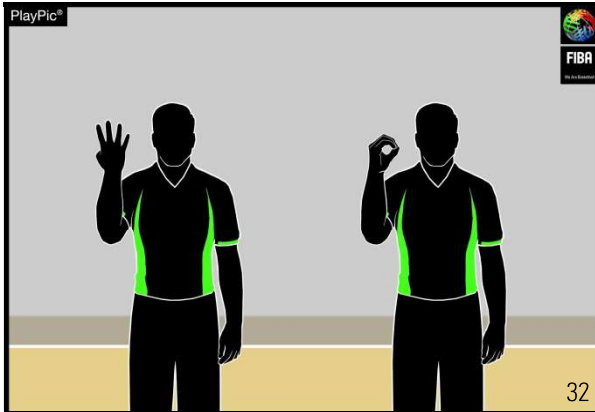
First reverse hand shows number 1 for the
decade digit - then open hands show 6
for the units digit

No. 24



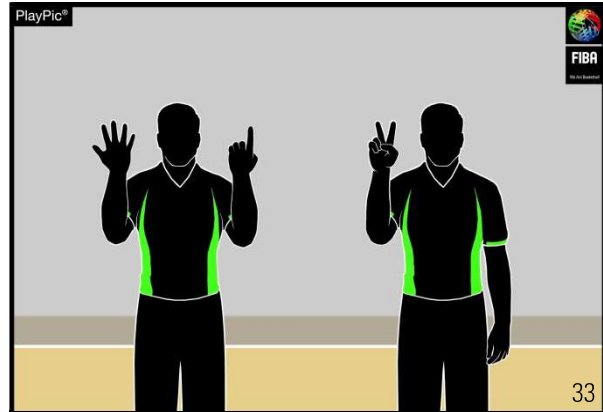
First reverse hand shows number 2 for the
decade digit - then open hand shows number 4
for the units digit

No. 40



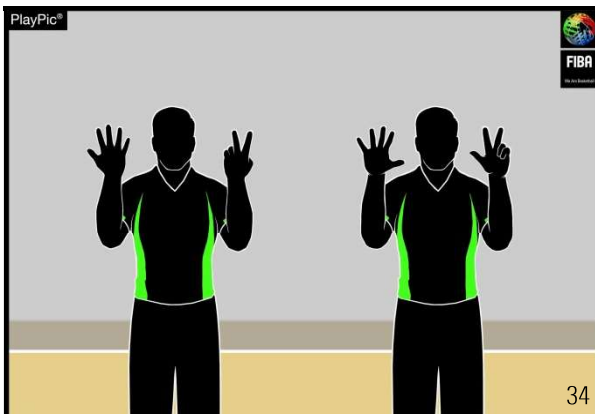
First reverse hand shows number 4 for the decade digit - then open hand shows 0 for the units digit

No. 62



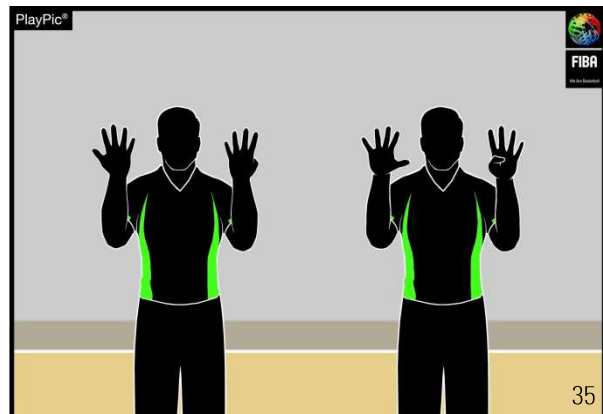
First reverse hands show number 6 for the decade digit - then open hand shows 2 for the units digit

No. 78



First reverse hands show number 7 for the decade digit - then open hands show number 8 for the units digit

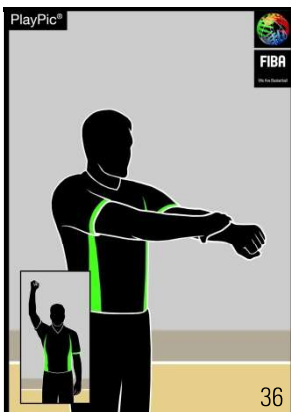
No. 99



First reverse hands show number 9 for the decade digit - then open hands show number 9 for the units digit

Type of Fouls

HOLDING



Grasp wrist downward

BLOCKING (DEFENSE), ILLEGAL SCREEN (OFFENSE)



Both hands on hips

PUSHING OR CHARGING WITHOUT THE BALL



Imitate push

HANDCHECKING



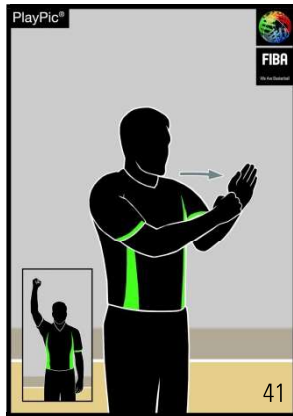
Grab palm and forward motion

ILLEGAL USE OF HANDS



Strike wrist

CHARGING WITH THE BALL



Clenched fist strike open palm

ILLEGAL CONTACT TO THE HAND



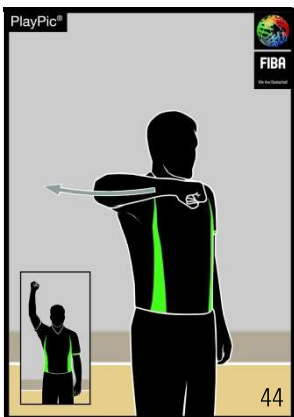
Strike the palm towards the other forearm

HOOKING



Move lower arm backwards

EXCESSIVE SWINGING OF ELBOW



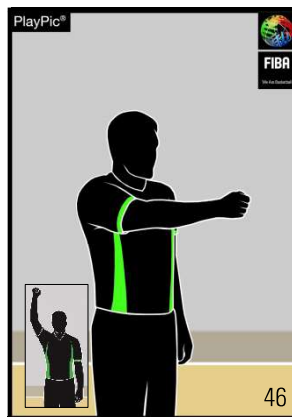
Swing elbow backwards

HIT TO THE HEAD



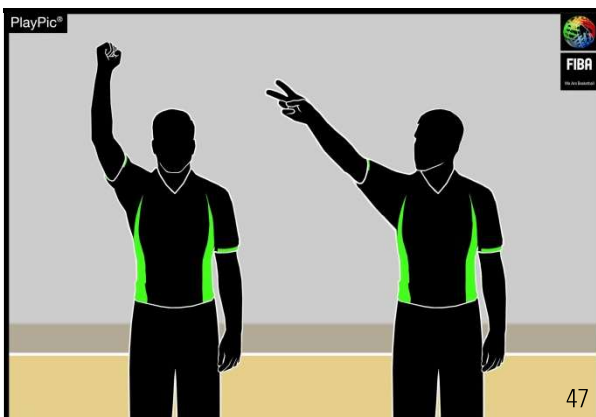
Imitate the contact to the head

FOUL BY TEAM IN CONTROL OF THE BALL



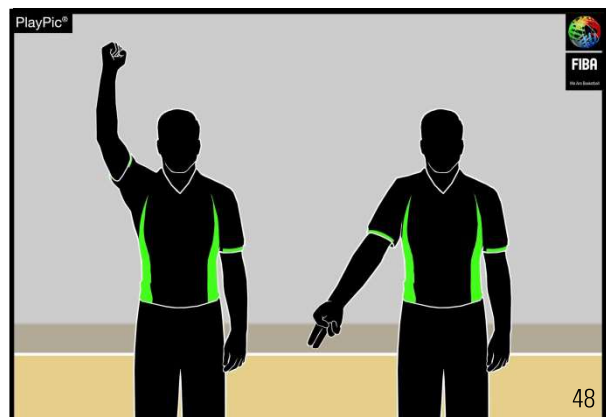
Point clenched fist towards basket of offending team

FOUL ON THE ACT OF SHOOTING



One arm with clenched fist, followed by indication of the number of free throws

FOUL NOT ON THE ACT OF SHOOTING



One arm with clenched fist, followed by pointing to the floor

Special Fouls

DOUBLE FOUL



Wave clenched fists on both hands

TECHNICAL FOUL



Form T, showing palms

UNSPORTSMANLIKE FOUL



Grasp wrist upward

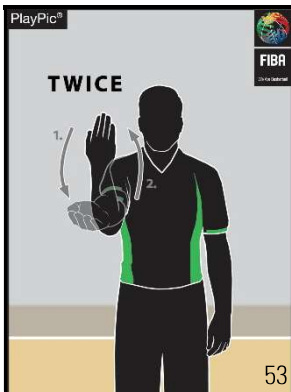
DISQUALIFYING FOUL



Clenched fists on both hands

ILLEGAL BOUNDARY LINE CROSSING ON A THROW-IN

FAKE A FOUL



Raise the lower arm twice



Wave arm parallel to boundary line (in last 2 minutes of the fourth quarter and overtime)

IRS REVIEW



Rotate hand with horizontal extended index finger

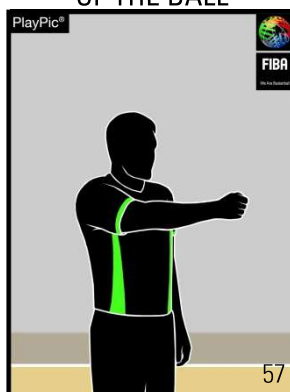
Foul Penalty Administration – Reporting to Table

AFTER FOUL WITHOUT FREE THROW(S)




Point in direction of play, arm parallel to sidelines

AFTER FOUL BY TEAM IN CONTROL OF THE BALL



Clenched fist in direction of play, arm parallel to sidelines

1 FREE THROW




Hold up 1 finger

2 FREE THROWS



Hold up 2 fingers

3 FREE THROWS



Hold up 3 fingers

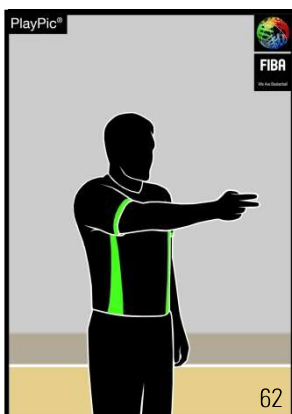
Administrating Free Throws – Active Referee (Lead)

1 FREE THROW



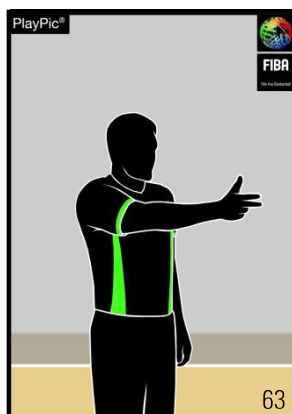
1 finger horizontal

2 FREE THROWS



2 fingers horizontal

3 FREE THROWS



3 fingers horizontal

Administrating Free Throws – Passive Referee (Trail in 2PO & Centre in 3PO)

1 FREE THROW



Index finger

2 FREE THROWS



Fingers together
on both hands

3 FREE THROWS



3 fingers extended
on both hands

Diagram 7 Referees' signals